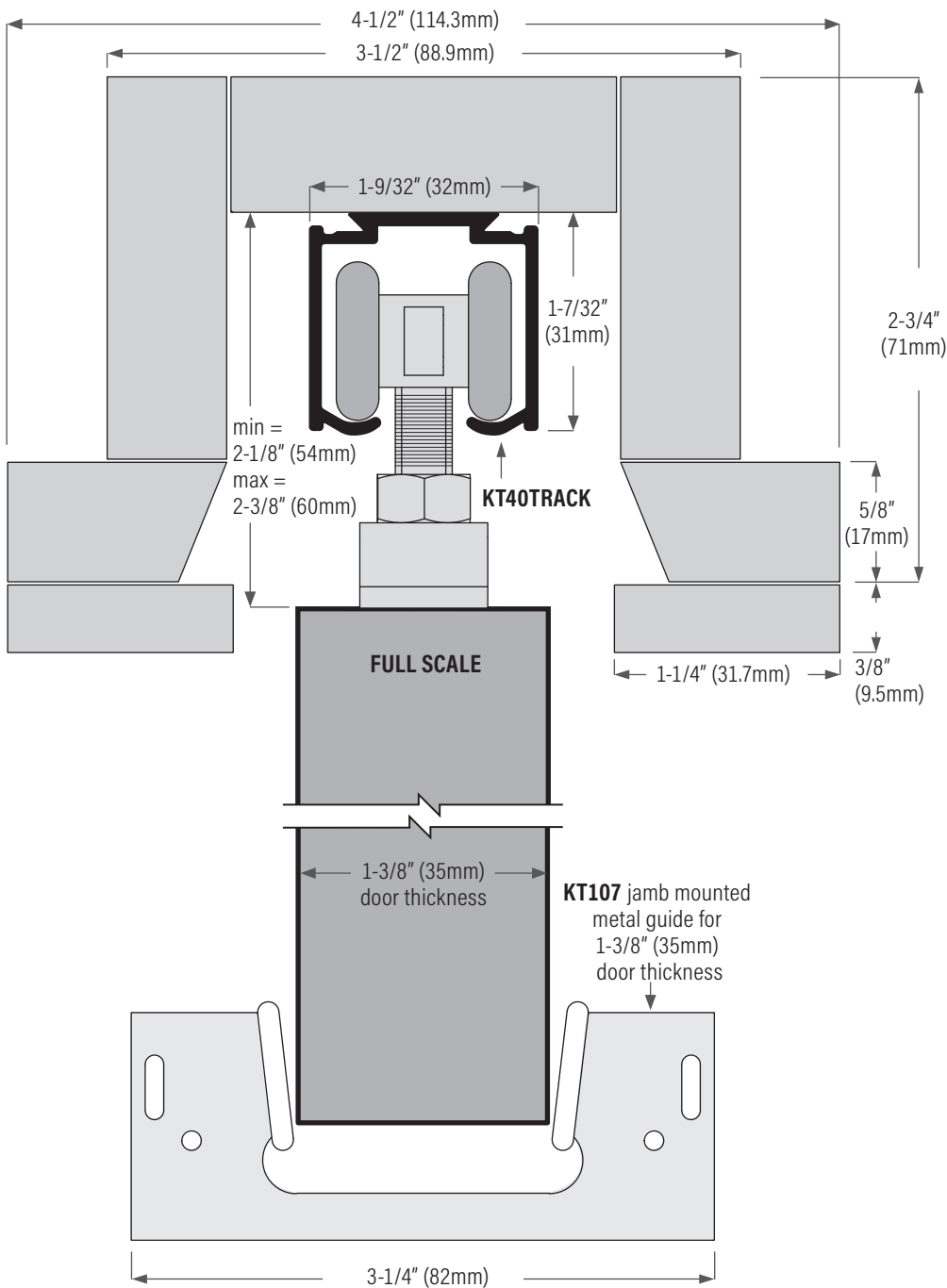


KT40PDF Series: Single Track For Pocket Frames

MAXIMUM CAPACITY:	Width and height of the door may vary beyond standard sizes, provided the weight of the door does not exceed the maximum hanger weight listed. Weight check on door panel should always be performed by either manually weighing the door or checking manufacturing specs.
VERTICAL ADJUSTMENT:	1/4" (6.4mm)
TRACK:	Extruded aluminum, mill finish.
HANGER:	Steel plated or cast carrier, 4 nylon wheels, ball bearing.
OPTIONS:	KT23 floor channel extruded aluminum, bronze anodized with PVC insert. Also available KT20 & KT19 floor channels.



KIT INCLUDES:



Hangers (2 ea)



KT107
Door guide (1 ea)



KT155
wrench (1 ea)

KT40PDF Series: Single Track For Pocket Frames

One Track, Two Hanger Choices:



KT38PDKIT for 1 door application:

KT38HANGER (2 ea) hangers, KT107 (1 ea) jamb mounted guide, KT155 (1 ea) wrench, installation sheet plus all screws. For biparting pocket doors order two kits (KT38PDKIT).

Residential, max door weight: 132 lbs. (60 kg) = 2 hangers

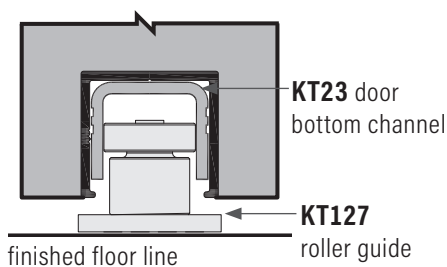
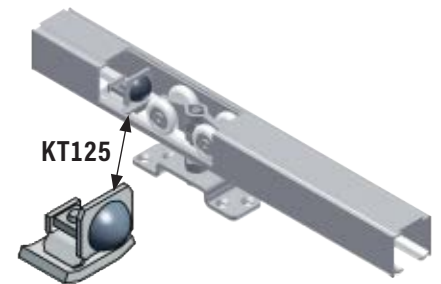
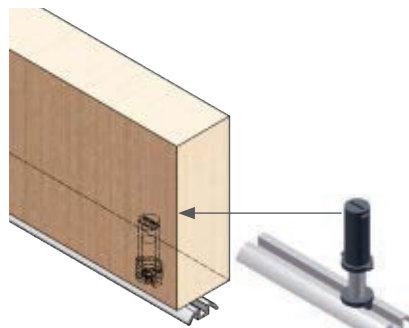
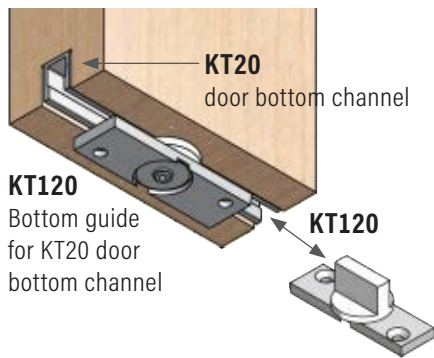


KT40PDKIT for 1 door application:

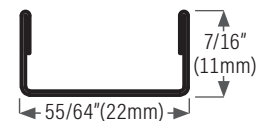
KT40HANGER (2 ea) hangers, KT107 (1 ea) jamb mounted guide, KT155 (1 ea) wrench, installation sheet plus all screws. For biparting pocket doors order two kits (KT40PDKIT).

Commercial, max door weight: 220 lbs. (100 kg) = 2 hangers

OPTIONS



Pocket Door Frame Stiffeners



- KT81** steel stiffener, 81"
- KT84** steel stiffener, 84"
- KT96** steel stiffener, 96"