

KT51 Commercial Series: Ceiling Mount Bypass Door Track & Hardware

MAXIMUM DOOR WEIGHT: 385 lbs (175 kg) = 2 hangers (plated steel or stainless steel)

MIN & MAX DOOR THICKNESS: 1-3/8" (35mm) to 1-3/4" (44.45mm)

MAXIMUM CAPACITY: Width and height of the door may vary beyond standard sizes, provided the weight of the door does not exceed the maximum hanger weight listed. Weight check on door panel should always be performed by either manually weighing the door or checking manufacturing specs.

VERTICAL ADJUSTMENT: 1/4" (6.3mm)

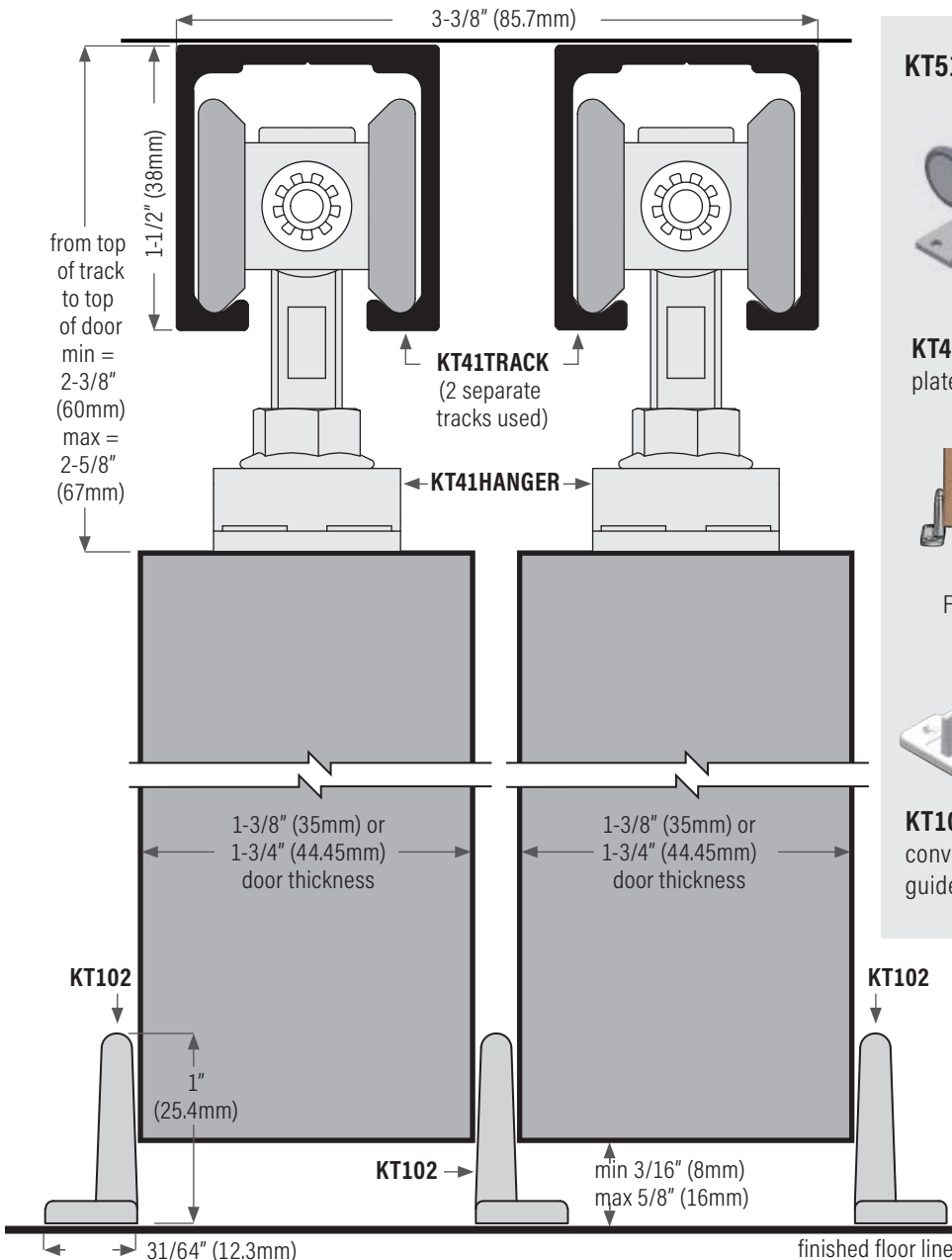
TRACK: Extruded aluminum, clear or bronze anodized.

HANGER: Steel carrier, plated, 4 nylon wheels, ball bearing **or** Stainless steel carrier, 4 nylon wheels, ball bearing.

OPTIONS: KT23 floor channel extruded aluminum, bronze anodized with PVC insert,

HARDWARE KITS: **KT51KIT** for bypass door application: KT41HANGER plated steel (4 ea) hangers, KT102 (3 ea) floor mounted guides, KT106 (1 ea) convertible floor guide, installation sheet plus all screws.

KT51KITSS for bypass door application: KT82HANGERSSS stainless steel (4 ea) hangers, KT102 (3 ea) floor mounted guides, KT106 (1 ea) convertible floor guide, installation sheet plus all screws.



KT51KIT INCLUDES



KT41HANGER
plated steel (4 ea)




KT102
Floor mounted
guide (3 ea)



KT106
convertible floor
guide (1 ea)

KT51KITSS INCLUDES



KT82HANGERSSS
stainless steel
(4 ea)



KT102
Floor mounted
guide (3 ea)



KT106
convertible floor
guide (1 ea)

KT51 Commercial Series: Ceiling Mount Bypass Door Track & Hardware

One Track, Two Hanger Choices:



KT51KIT for bypass door application:

KT41HANGER plated steel (4 ea) hangers, KT102 (3 ea) floor mounted guides, KT106 (1 ea) convertible floor guide, installation sheet plus all screws.

Commercial, max door weight: 385 lbs. (175 kg) = 2 hangers

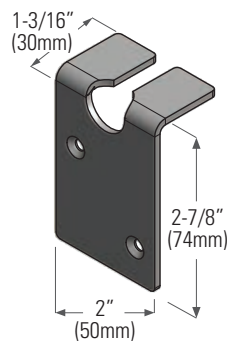
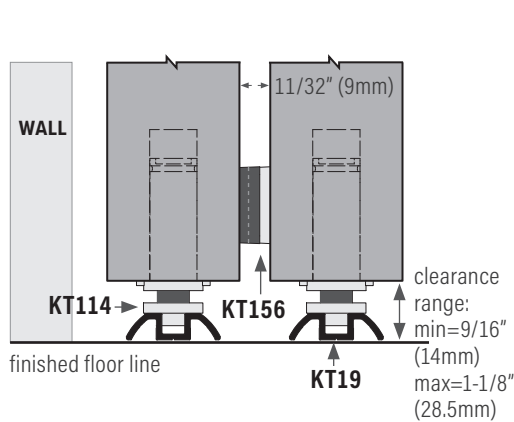


KT51KITSS for bypass door application:

KT82HANGERSS stainless steel (4 ea) hangers, KT102 (3 ea) floor mounted guides, KT106 (1 ea) convertible floor guide, installation sheet plus all screws.

Commercial, max door weight: 385 lbs. (175 kg) = 2 hangers

OPTIONS



KT147 hanger adapter bracket, face mounted on door



KT129 intrack door stop set

