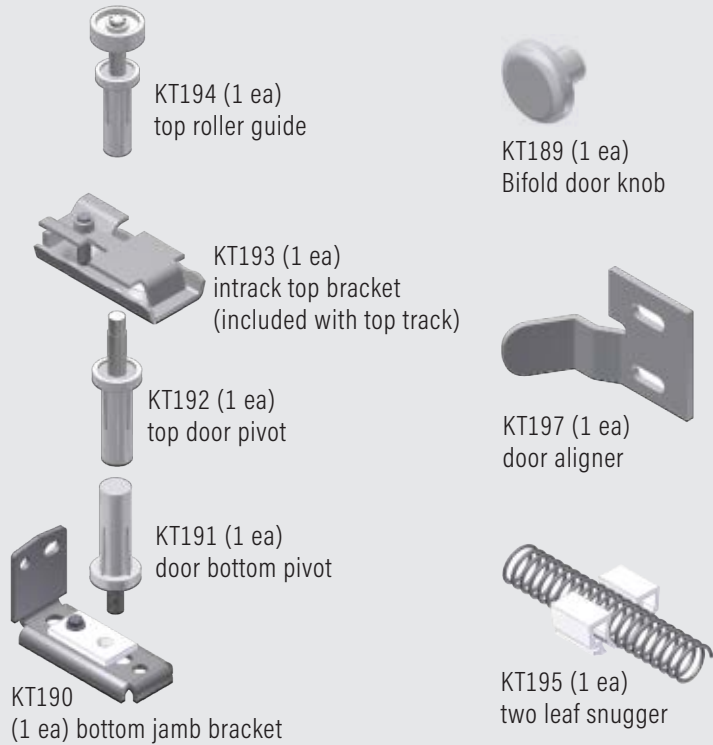
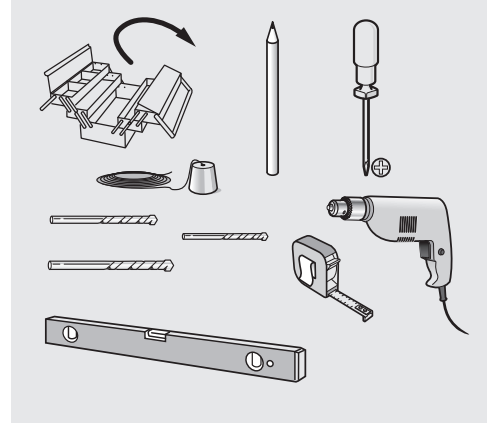


**KT10KIT:** max door weight: 30 lbs (13.6kg) per bifold door = 2 leaves

**PARTS IN THE BOX**



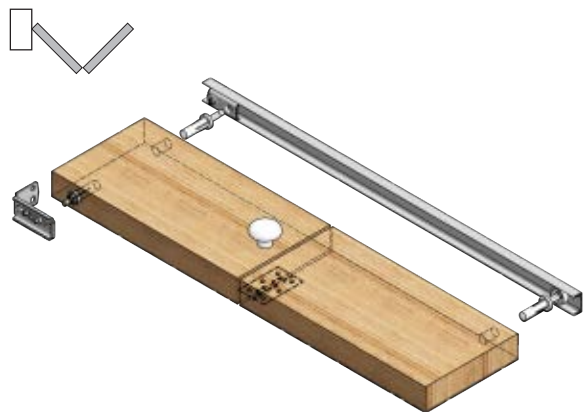
**RECOMMENDED TOOLS**



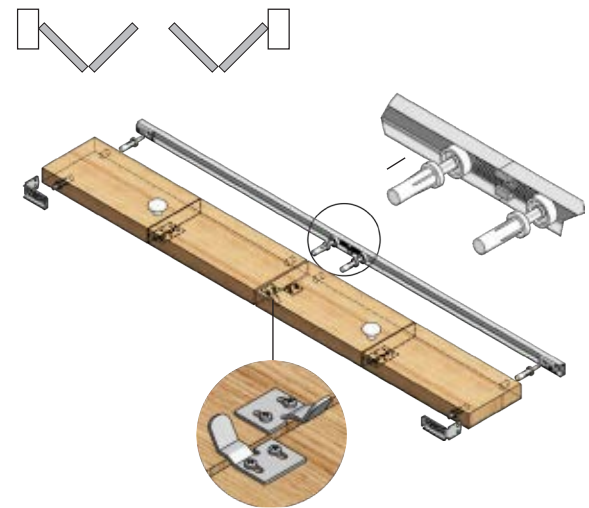
**1 Size Doors**

- » Door width for 2 doors: Deduct 5/8" (16mm) from opening width and divide by 2.
- » Door width for 4 doors: Deduct 1-1/4" (32mm) from opening width and divide by 4 to determine width of each door.

**2 leaves= 1 door**



**4 leaves= 2 doors**



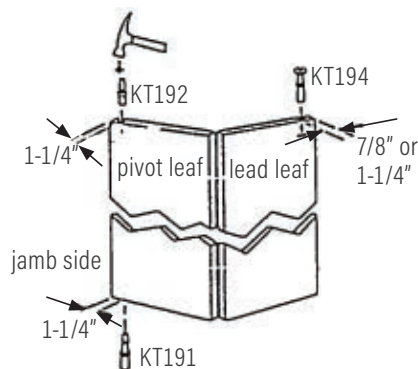
## 2 Install Pivots

- » Top & bottom pivots: drill 7/16" (11mm) holes 1-3/4" (44.45mm) deep, 1-1/4" (32mm) from jamb (fixed) end of door at top and bottom.
- » Top guide pivot: drill 7/16" (11mm) hole, 1-3/4" (44.45mm) deep, 7/8" (22mm) from meeting or leading end of moving door.

2 leaves= 1 door

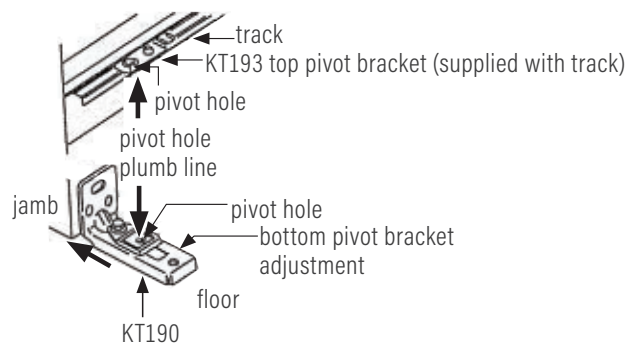


4 leaves= 2 doors



## 3 Install Track & Bottom Pivot Bracket

- » Track: screw track to header, it must be straight and level for best operation.
- » Top pivot brackets are pre-installed.
- » Bottom pivot bracket: screw to jamb and floor directly below track. pivot hole must be plumb (same distance from jamb) with pivot hole in top pivot bracket.

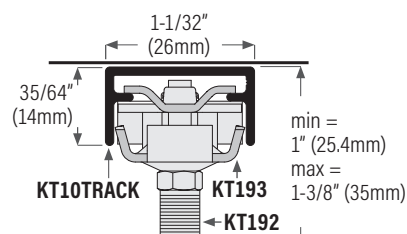


## 4 Install Doors



Stand in front of opening. Fold leaves and insert top guide pivot into track and top pivot into track bracket. Raise leaves and place bottom pivot into bottom bracket.

Insert KT195 leaf snagger in center of track for 4 leaves. Next to striking jamb for 2 leaves.

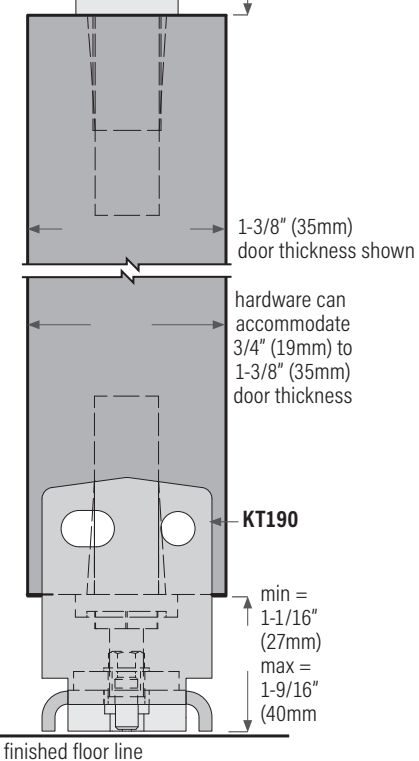
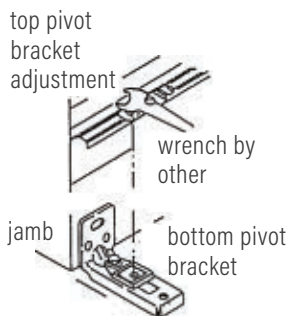


## 6 Install KT197 Aligners (4 doors only)

Fasten back of center leaves, approximately 8" (203mm) from bottom of leaf.

## 5 Adjust Doors

- » **Horizontal:** use wrench and adjust pivot brackets to align doors so that two center leaves are plumb, parallel and approximately 1/8" (3mm) apart.
- » **Vertical:** top edge of leaves must be parallel with track. turn bottom pivot to obtain proper spacing from track.



## 7 Install KT189 Knob

Head Office: Vancouver, Canada | Branch Offices & Manufacturing Centres: Toronto, Canada & Los Angeles, USA

Contact: [www.DraftSeal.com](http://www.DraftSeal.com) | [info@DraftSeal.com](mailto:info@DraftSeal.com)