
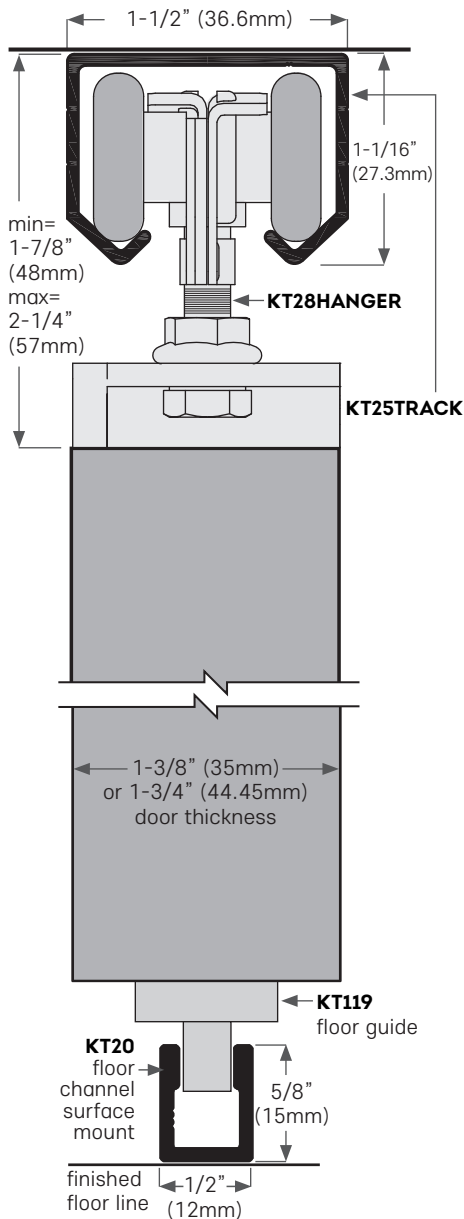



KT28 RESIDENTIAL SERIES: Ceiling Mount Sliding Door Track & Hardware

ARCHITECTURAL SPECIFICATIONS

MAXIMUM DOOR WEIGHT:	150 lbs (60 kg) = 2 hangers.
MIN & MAX DOOR THICKNESS:	1-3/8" (35mm), 1-3/4" (44.45mm)
MAXIMUM CAPACITY:	Width and height of the door may vary beyond standard sizes provided the weight of the door does not exceed the maximum weight listed above.
VERTICAL ADJUSTMENT:	3/8" (9.5mm).
TRACK:	Extruded aluminum, mill finish. 9 stock lengths available, refer to price list.
HANGER:	Plated steel, 4 plastic wheels, ball bearing.
OPTIONS:	KT4W fascia aluminum, painted white.
HARDWARE KITS:	KT28KIT for 1 door application, consists of (poly-bagged) KT28HANGER (2 ea) hangers, KT102 (2 ea) guides, KT157 (1 ea) wrench, installation sheet plus all screws.



KT28HANGER



KT126 Intrack bumper door stop



KT102 Floor guide (plastic)